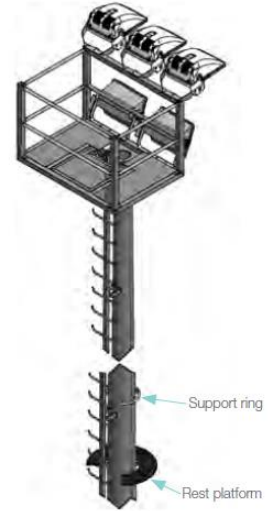
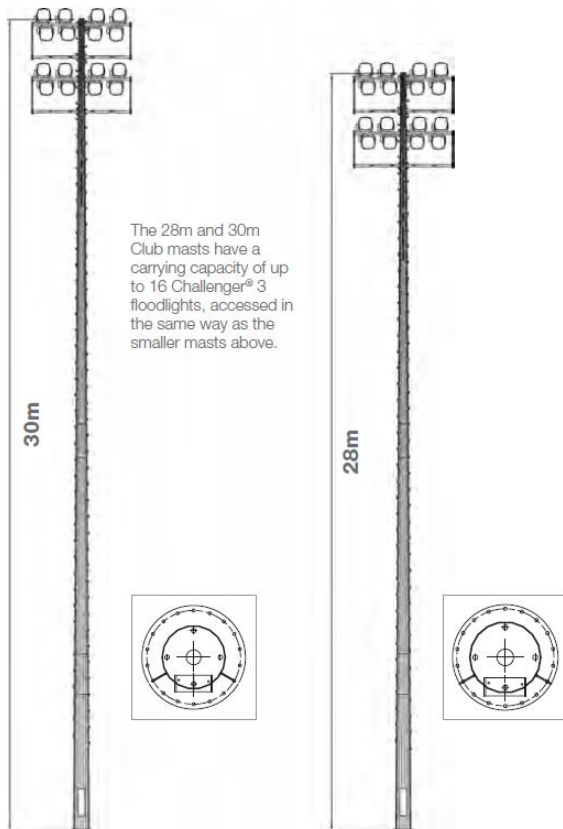


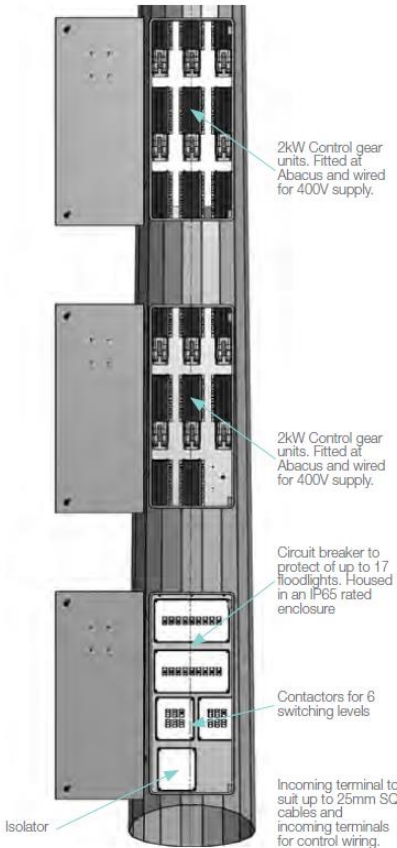
The range of 16m–25m Club masts has a carrying capacity of up to 8 Challenger® 1 floodlights, with access by means of climbing rungs and a platform, with security cable. At 20m and 25m, we can conceal all 8 sets of control gear and protection equipment in the mast base.



Area lighting masts feature a ladder or climbing rungs, a rest platform (optional) at 20m on the higher masts, and an enclosed platform onto which floodlights can be mounted on any side.



The 28m and 30m Club masts have a carrying capacity of up to 16 Challenger® 3 floodlights, accessed in the same way as the smaller masts above.



2kW Control gear units. Fitted at Abacus and wired for 400V supply.

2kW Control gear units. Fitted at Abacus and wired for 400V supply.

Circuit breaker to protect of up to 17 floodlights. Housed in an IP65 rated enclosure

Contactors for 6 switching levels

Incoming terminal to suit up to 25mm SQ cables and incoming terminals for control wiring.

BADRY FIXED HIGH MAST C/W BRACKET, LADDER & PLATFORM